

The City of Veneta is proud to offer residents the opportunity to replace their removed tree(s) through the City's tree reimbursement program. Qualified applicants are eligible to receive up to \$100 per year toward the purchase of replacement tree(s). The fundamental goal of the City's Tree Reimbursement Program is to help the City meet its Urban Forestry Goals.

City of Veneta Urban Forestry Goals:

Livability: Trees and wooded areas, especially large native trees, are a large part of the aesthetic appeal of Veneta.

Public health safety & welfare: Trees benefit the public health, safety, and welfare by protecting air and water quality, preventing erosion and flooding, reducing energy costs, increasing property values, and providing natural beauty and contrast to the built environment which contributes to the physical and mental well-being of residents.

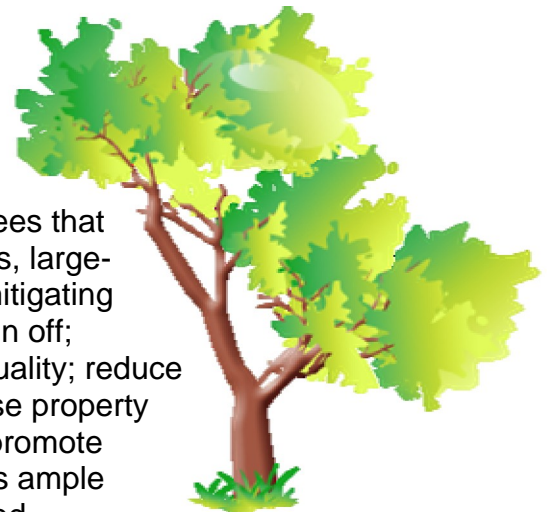
Economic development: Trees enhance the local economy and increase property values by providing an attractive and aesthetically pleasing environment.

Tree Reimbursement Steps:

- Review the City's Tree Removal Code VMC 8.10
- Obtain an approved tree removal permit Tree Removal Application
- Review the details of the City's Tree Reimbursement Program to see if you qualify
- If applicable, purchase replacement tree and submit Tree Reimbursement Application

Before you purchase...here are some things to consider:

The conversion of rural landscape to an urban landscape typically results in the reduction of large trees. These are trees that provide numerous benefits. Compared to small-stature trees, large-stature trees have a **larger** impact on conserving energy, mitigating an urban heat island; they do more to reduce stormwater run off; extend the life of streets; improve local air, soil and water quality; reduce atmospheric carbon dioxide; provide wildlife habitat; increase property values; enhance the attractiveness of the community; and promote human health and well being. That said, if your property has ample space, it is strongly recommended that large trees be planted.



Before you purchase trees, please review the *Right Tree, Right Place* information on the following pages ➔

Right Tree, Right Place

SIZE & LOCATION

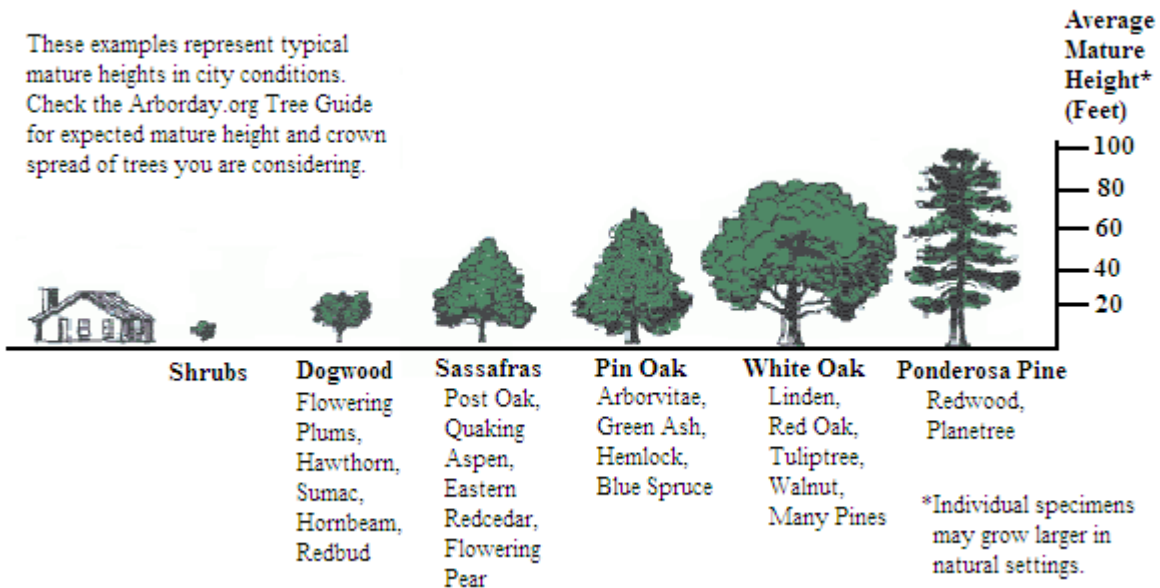
Available space is probably the consideration most overlooked or misunderstood when deciding what tree to plant. Before you plant, it is important to know what the tree will look like as it nears maturity. Consider its height, crown spread, and root space. It is ideal to plant your tree to do what you want it to do while at the same time preventing it from:

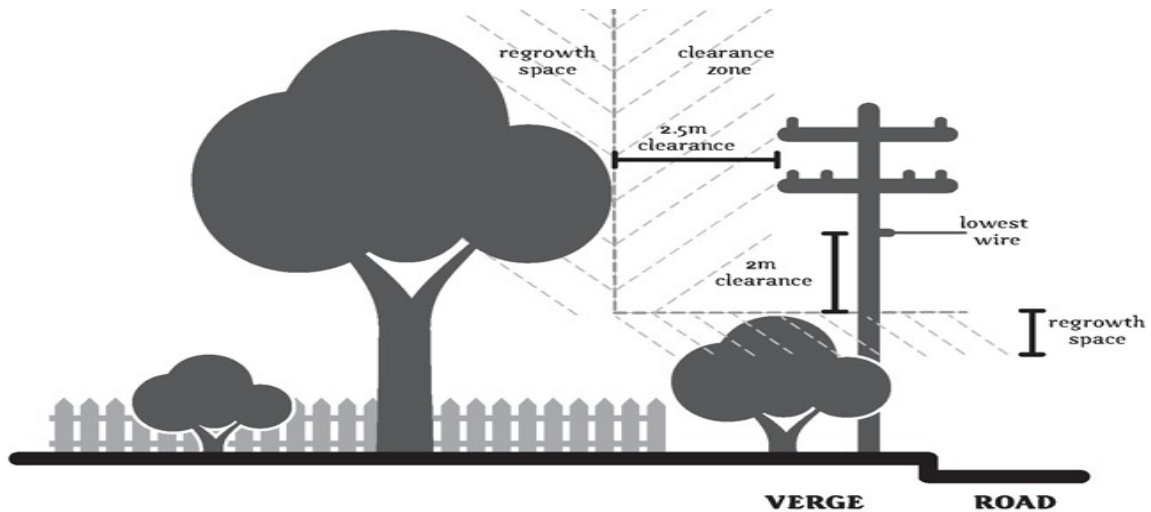
- Lifting walks
- Tangling with wires or eaves
- Ruining the shape of nearby trees
- Interfering with outdoor lighting
- Blocking solar access
- Entering or moving drainage pipes or other utilities
- Shading gardens
- Blocking windows or scenic views
- Covering chimneys
- Encroaching on your neighbor

Spacing Guide

	Spacing plant massings	Minimum spacing from wall (1-story building)	Minimum spacing from corner (1-story building)
Small trees – 30' or less	6-15'	8-10'	6-8'
Medium trees – 30-70'	30-40'	15'	12'
Large trees – 70' or more	40-50'	20'	15'

These examples represent typical mature heights in city conditions. Check the Arboday.org Tree Guide for expected mature height and crown spread of trees you are considering.





Be vigilant as to where you plant your new tree(s). Planting medium to large trees under powerlines often means mutilated trees due to the encroachment of limbs within powerline clearance. Dogwoods and other small trees under 25 feet when mature are okay. Please visit the City's Urban Forestry webpage for more information at .

CROWN FORM or SHAPE

The character of tree crowns and the form or shape of trees varies among species as much as leaf shapes or bark patterns. Shape is another clue to how well a tree will fit the space you have available, what problems might occur, and how well it will help meet the goals you have for your property.

V-Shaped



Hackberry

Columnar



Poplar

Pyramidal



Pin Oak

Round



White Oak

Oval



Sugar Maple

*Illustrations: Arbor Day Foundation & Western Power

For more information on Right Tree for the Right Place, please visit the Arbor Day Foundation website at www.arborday.org/trees/righttreeandplace

City of Veneta Tree Reimbursement Application

City of Veneta
PO Box 458
Veneta, Oregon 97487
(541) 935-2191
www.ci.veneta.or.us

CUSTOMER INFORMATION (print clearly)

Applicant Name: _____

Mailing Address: _____ Zip: _____

Property Owner Name: _____

Day Phone: _____ Evening Phone: _____

E-mail address: _____

Type of request: Individual Lot Home / Condo Association Business

Please indicate tree(s) location on the reverse side of this sheet

Reimbursement Agreement / Release of Liability

The location of tree replacement site must be within the City of Veneta city limits. An applicant of the City of Veneta Tree Reimbursement Program is eligible to receive up to \$100 per year for the purchase of replacement tree(s) – labor costs exempt. A reimbursement in the form of a reimbursement check will be mailed within 4-6 weeks of an approved application. The City of Veneta may deny any application that does not meet all of the City of Veneta Tree Reimbursement Program eligibility and requirements. The City of Veneta reserves the right to alter or cease this program at any time. The undersigned agrees to allow the City of Veneta, with notification, to enter upon the property to inspect after planting of the tree(s) to assure program requirements are met. The City of Veneta is not responsible for the quality of the tree(s) purchased and does not warranty any tree(s). The City of Veneta is not responsible for any damage that may occur as a result of removing the old tree(s) or planting of the replacement tree(s) under this program. This program is only available to applicants with an approved tree removal permit. Number of reimbursement trees may not exceed permitted removals.

I have read and understand the information provided describing the City of Veneta Tree Reimbursement Program. I understand that this program has a limited budget and applications will be accepted on a first-come, first-served basis.

Signature: _____ Date: _____

***** Tree purchase receipt must accompany this application *****

OFFICE USE ONLY:

The Community Services Director has reviewed and approved the planting site and authorized reimbursement for the tree species planted at the above stated address.

Community Services Director

Date

No. of Trees: _____

Receipt(s) verified: _____

Reimburse Date: _____

Program Year: _____

Tree Removal Permit #: _____

Please indicate the location and species of newly planted tree(s) for which you are seeking reimbursement:

Tree #1: _____


Tree #4: _____

Tree #2: _____

Tree #5: _____

Tree #3: _____

Draw map below:

A large, empty rectangular box with a thin black border, intended for drawing a map. The box is currently blank.

This document was created with Win2PDF available at <http://www.win2pdf.com>.
The unregistered version of Win2PDF is for evaluation or non-commercial use only.
This page will not be added after purchasing Win2PDF.